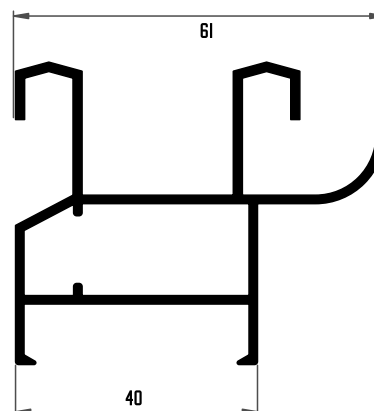
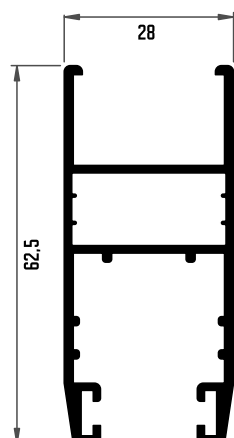


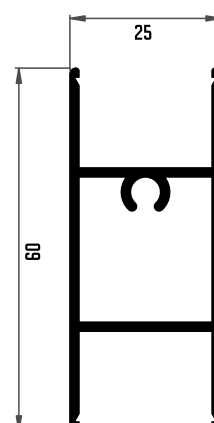
301 MARCO



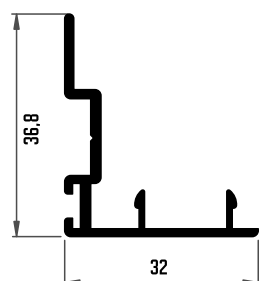
311 MARCO DE ALA CURVADA



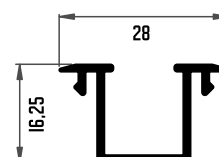
303 HOJA



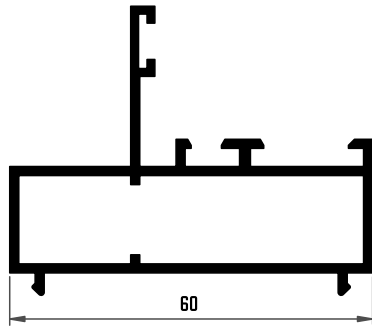
305 HOJA DIVISIÓN



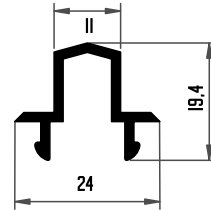
302 TAPA CENTROS



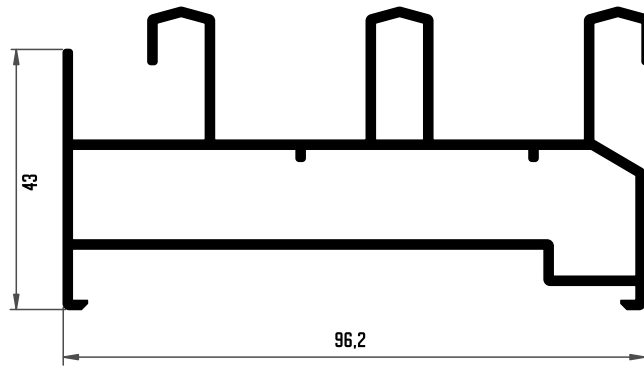
306 REDUCTOR DE CRISTAL



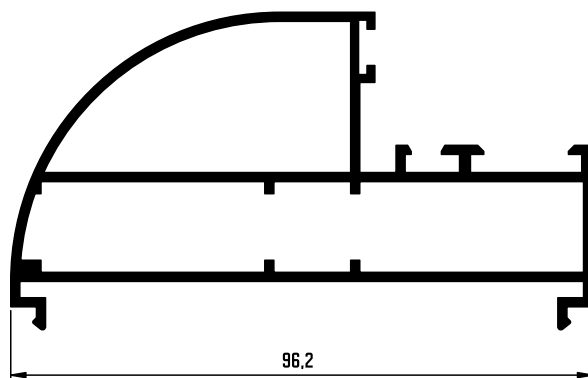
307 PAÑO FIJO



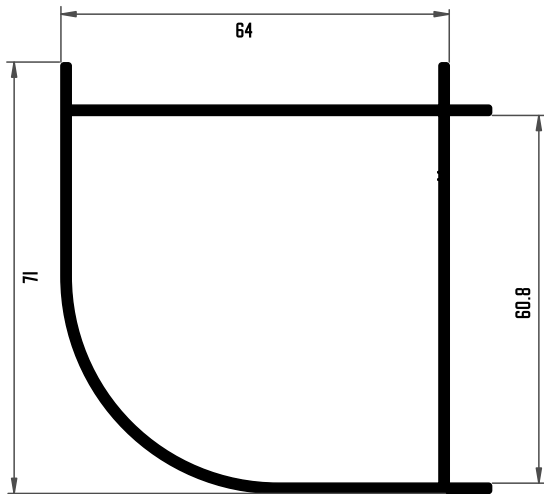
304 ENCUNTRO 3 HOJAS



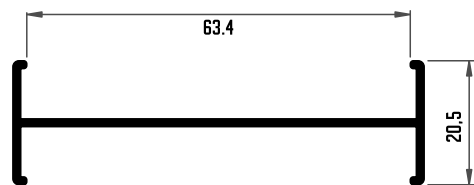
308 MARCO 3 CARRILES



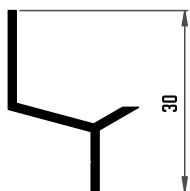
309 PAÑO FIJO 3 CARRILES



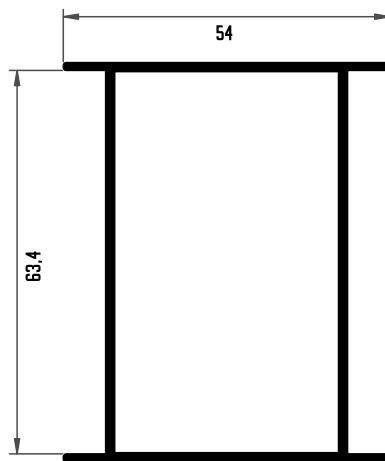
318 ESQUINERO 60 mm



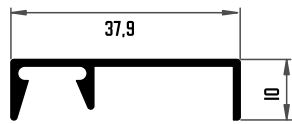
436 MAINEL 63.4 mm




313 VISERA



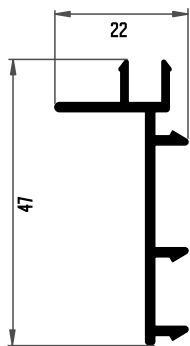
439 TUBO UNIÓN 60x40 mm



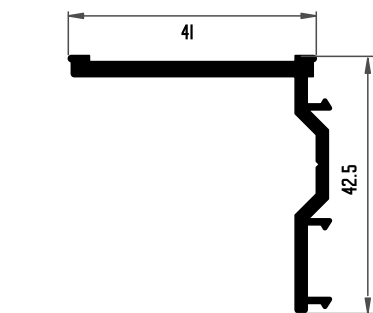
▶▶ 062 JAMBA LISA 37.9 MM ▶▶



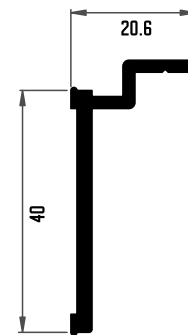
▶▶ 014 JAMBA LISA 69.5 MM ▶▶




▶▶ 019 ACOUPLE PARA JAMBA LISA ▶▶



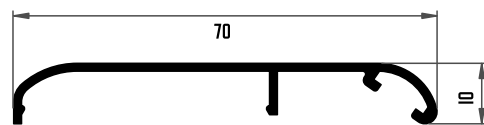
▶▶ 067 ACOUPLE JAMBA CURVA ▶▶



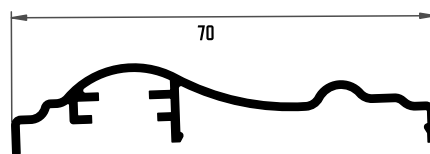
▶▶ 064 ACOUPLE DE JAMBA CURVA ▶▶



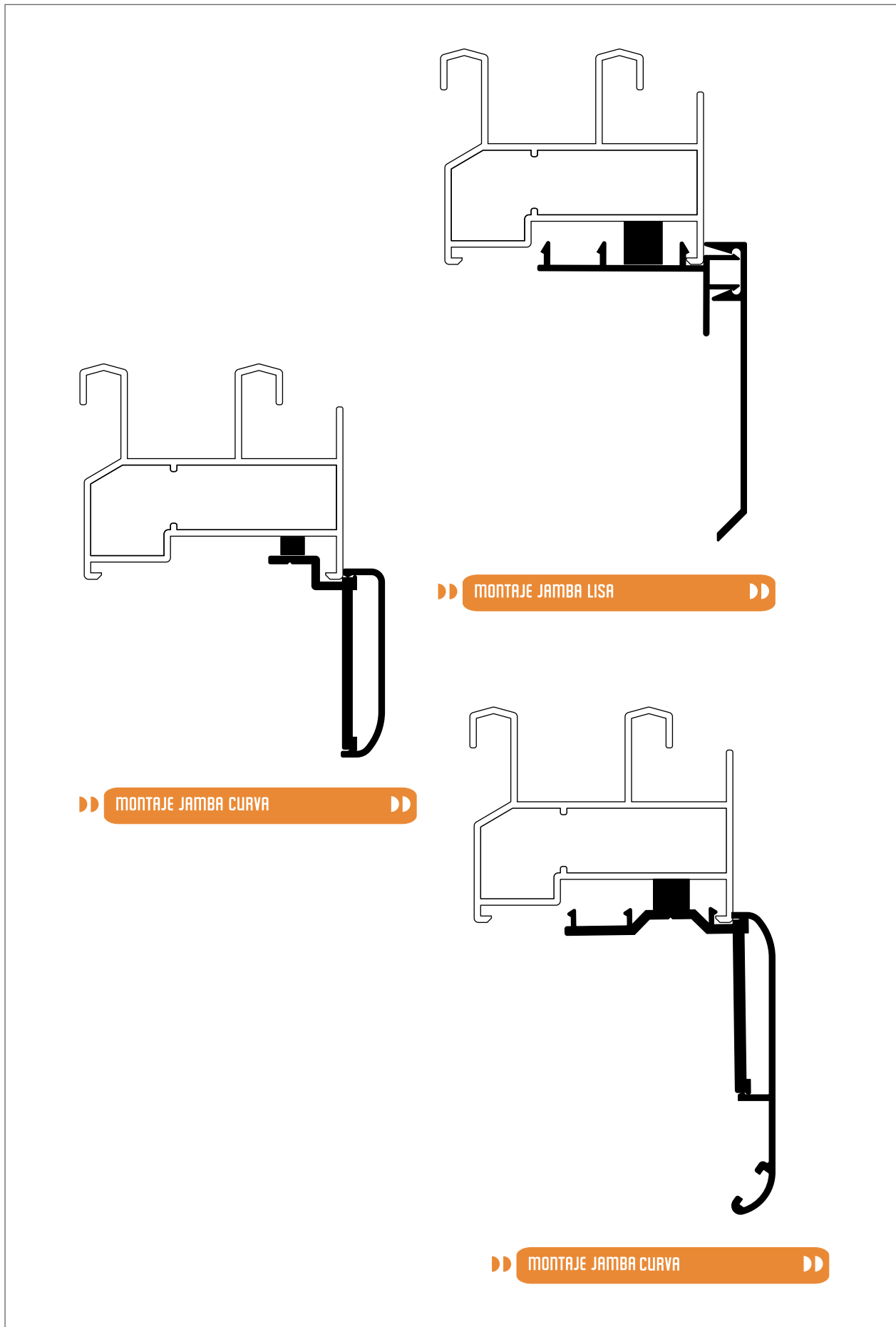
▶▶ 098 JAMBA CURVA 43 MM ▶▶



▶▶ 066 JAMBA CURVA 70 MM ▶▶



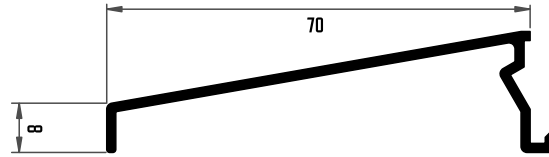
▶▶ 061 JAMBA DECORADA 70 MM ▶▶



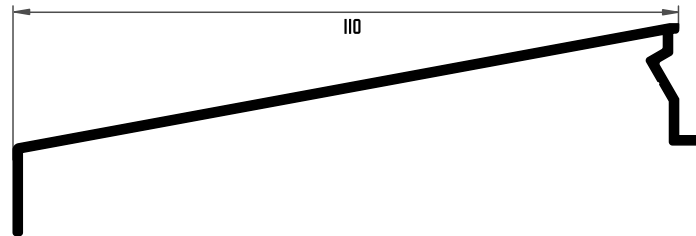
» MONTAJE JAMBA LISA »

» MONTAJE JAMBA CURVA »

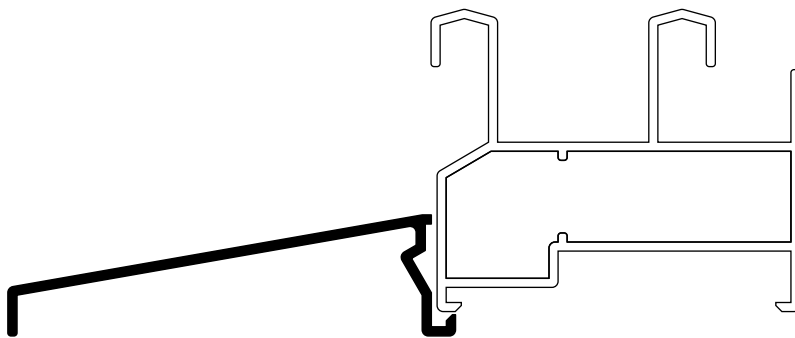
» MONTAJE JAMBA CURVA »



▶▶ 017 GOTERÓN 70 mm ▶▶

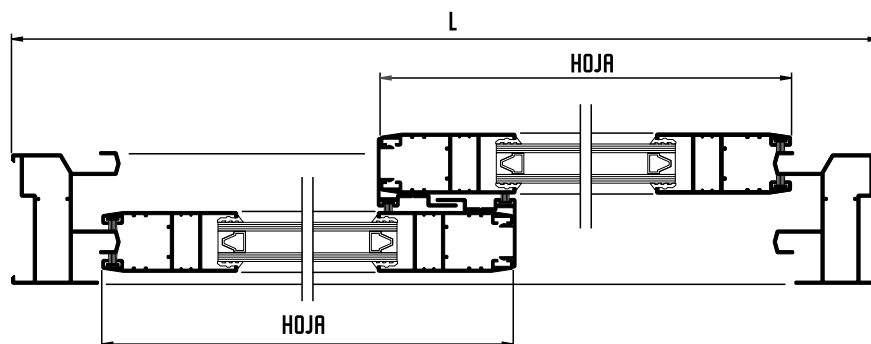


▶▶ 2770 GOTERÓN 110 mm ▶▶

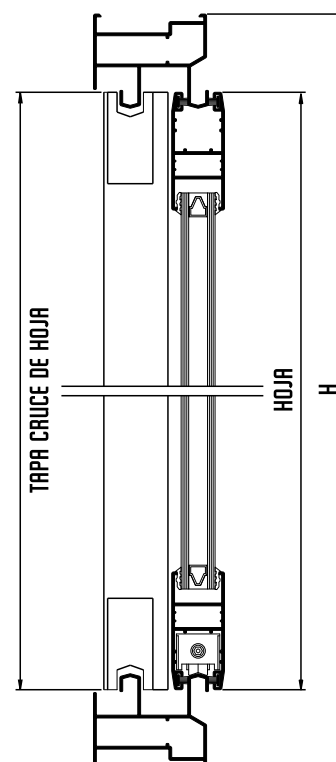
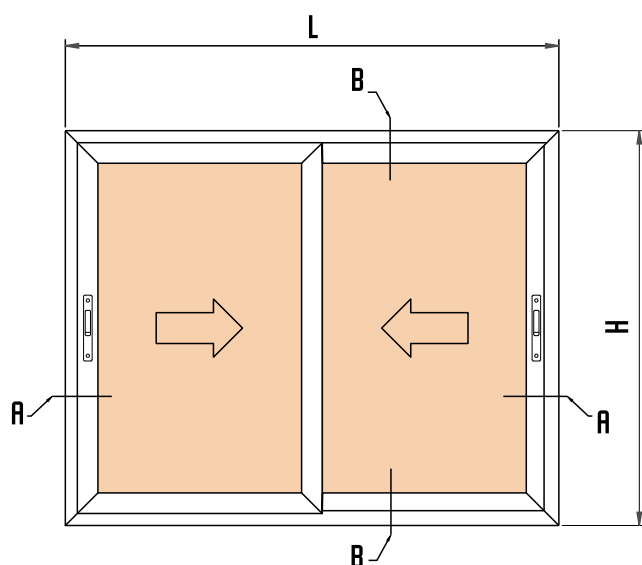


▶▶ MONTAJE GOTERÓN ▶▶

## ▶ MONTAJE VENTANA DOS HOJAS



SECCIÓN A-A




SECCIÓN B-B

CROQUIS	REFERENCIA	DENOMINACIÓN	TIPO DE CORTE	CANTIDAD	MEDIDA
	301	MARCO PERIMETRAL		2 2	L H
	303	HOJA PERIMETRAL DOBLE CRISTAL		4 4	L/2-10.9 H-73
	302	ACOPLE HOJA CENTRAL		2	H-73

	CÓDIGO	DESCRIPCIÓN
	<b>MD8169M</b>	RUEDA TANDEM Z 2 CASO./AGUJAS I12 M-639-A GERNIKA
	<b>MD8172</b>	RUEDA FIJA NYLON EX 1 RODAMIENTO A BOLAS IOI-M-20I
	<b>AS8174</b>	"CORTAVIENTOS" KIT DE TAPAS LATERALES Y JUNTA CENTRAL Nº 3
	<b>MD8175</b>	JGO.(2) TAPA CRUCE PARA GERNIKA 045-TG000
	<b>ANE8176</b>	I136 ESCUADRA DE HOJA CORREDERA GERNIKA
	<b>ANE8177</b>	IO-3714 ESCUADRA DE MARCO CORREDERA GERNIKA
	<b>ANE8497</b>	8-2614-90 ESCUADRA MARCO ALA CURVADA GERNIKA
	<b>MD8170DI MD8171DI</b>	CIERRE GERNIKA "SIN BLOQUEO" DCHA./IZDA. 902-C/8 CIERRE GERNIKA CON SEGURO DCHA./IZDA. 902-C8S
	<b>BM8662</b>	CIERRE CON LLAVE F-9IC
	<b>BM8643</b>	TIRADOR LERMA
	<b>TS8180</b>	HS-7X 5-4 P-G CEPILLO PARA CORREDERA
	<b>RSG8495</b>	GOMA PARA EL PAÑO FIJO 303.085 C1 250 MTS/ROLLO

# TROQUEL CORREDERA GERNIKA PERIMETRAL

## SERIE 4



MECANIZADO DE:

- ESCUADRAS
- CIERRE
- SALIDA DE AGUAS
- TAPAS CENTROS